



Writing at Queen's Park Primary School

At Queens Park, we encourage and support all children to grow into brave, ambitious, and creative writers who take pride in every piece of writing they produce.


How can I help my child with their writing?

- ✓ Ask the class teacher what **genre** your child is focusing on and what their **quality example text** looks like.
- ✓ Support your child with the correct letter formation of their handwriting which is appropriate for their year group.
- ✓ Encourage your child to put their **weekly spellings** into exciting sentences.
- ✓ Find and explore **synonyms** and **antonyms** for new vocabulary that your child is learning in class.
- ✓ Encourage your child to keep a diary in order to support writing skills.
- ✓ Support your child in practising their handwriting by copying out their year groups **statutory spellings**.
- ✓ Ask your child to bring in and share any creative writing that they have done at home with their class teacher.

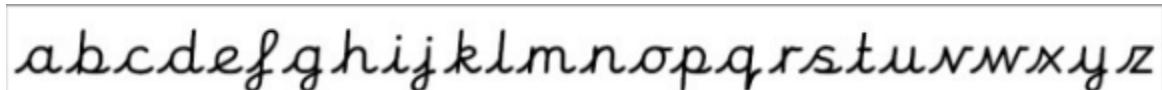


Letter formation:


Reception



Year 1



Year 2-6



Capital letters

A B C D E F G H I J K L M N O P Q R S T U V
W X Y Z

Numbers formation



The list below identifies the order of which letters should be taught in.

Long ladder letters: l, i, t, u, j, y

Curly caterpillar letters: c, a, d, o, s, g, q, e, f

One-armed robot letters: r, b, n, h, m, k, p

Zig-zag monster letters: z, v, w, x